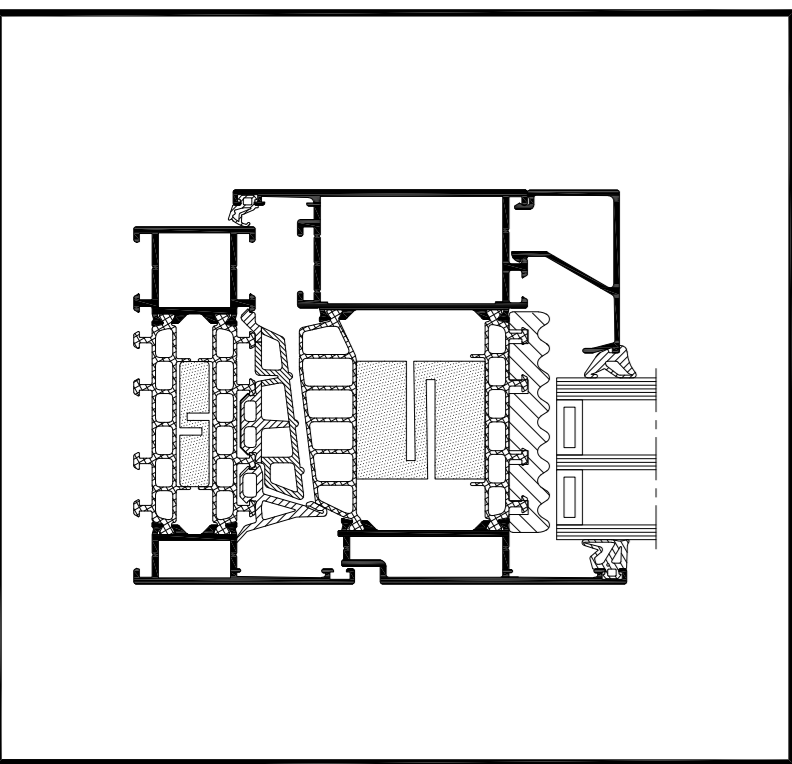

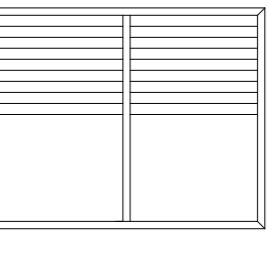

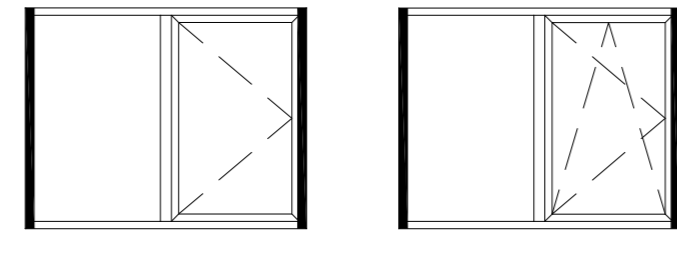
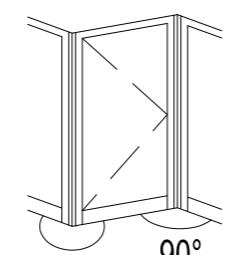
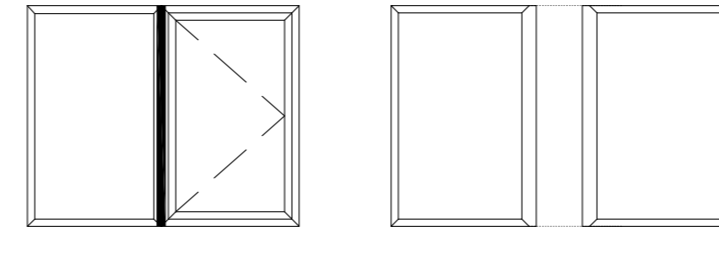
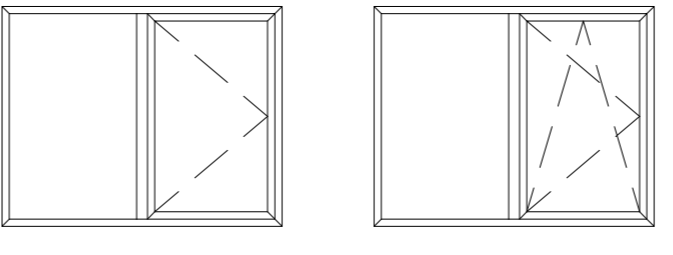
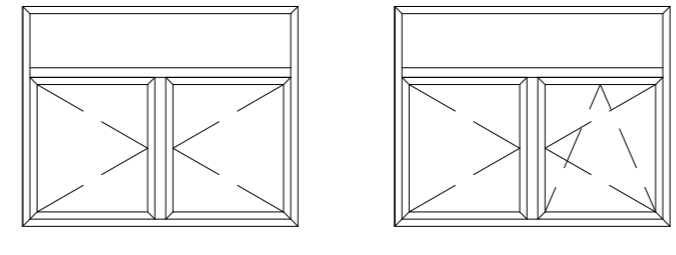


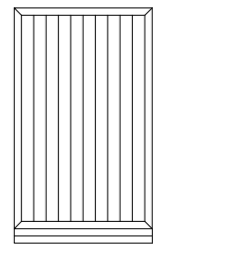
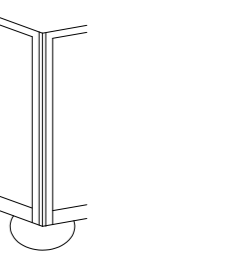
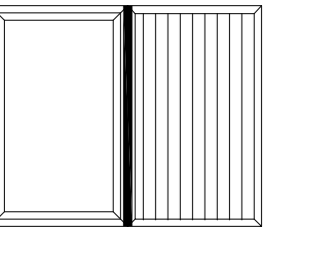


# MASTERLINE 10 ADDITIONAL PROFILES



OVERZICHT OPENINGSTYPES  
APERÇU TYPES D'OUVERTURE  
OVERVIEW OPENING TYPES  
ÜBERSICHT ÖFFNUNGSARTEN

<p>VENSTERBANKEN BAYETTES WINDOW SILLS FENSTERBANKE</p>  <p>A</p>	<p>ROLLUIGELEIDER GUIDE À VOLET SHUTTER GUIDE ROLLADENFUHRUNG</p>  <p>B</p>	<p>LEKLUJST REJET D'EAU DRIP CAP WETTERSCHENKEL</p>  <p>C C</p>	<p>MUURAFWERKINGSPROFIEL PROFILE DE FINITION WALL FINISHING PROFILE AUSFUHRUNGSPROFIL</p>  <p>D</p>	<p>HOEKPROFIELEN PROFILES D'ANGLE CORNER PROFILES ECKPROFILE</p>  <p>Ea</p>	<p>KOPPELINGEN BINNEN HET SYSTEEM COMBINAISSONS DANS LE SYSTEME CONNECTIONS WITHIN THE SYSTEM KOMBINATIONEN IM SYSTEM</p>  <p>F Fa Fb Fc Fd</p>	<p>VERBREDINGSPROFIEL PROFIE D'ELARGISSEMENT ENLARGING PROFILE VERBREITERUNGSPROFIL</p>  <p>G</p>	<p>VERBREDINGSPROFIEL PROFIE D'ELARGISSEMENT ENLARGING PROFILE VERBREITERUNGSPROFIL</p>  <p>H</p>	<p>SPUIKERFLENS LANE DE CLOUAGE NAILING FIN NAGELFLOSSE</p>  <p>I</p>	<p>VAST PANEEL PAINNEAU FIXE FIXED PANEL FESTES LADEN</p>  <p>Ja</p>	<p>VENSTERBANKEN BAYETTES WINDOW SILLS FENSTERBANKE</p>  <p>Jb</p>	<p>HOEKPROFIELEN PROFILES D'ANGLE CORNER PROFILES ECKPROFILE</p>  <p>Jc</p>	<p>KOPPELINGEN COMBINAISSONS CONNECTIONS KOMBINATIONEN</p>  <p>Jd</p>
--	--	--	--	--	--	--	--	--	---	---	--	--

Paraline  
Paraline  
Paraline  
Paraline

PROFIELOVERZICHT  
APERÇU DES PROFILES  
PROFILE OVERVIEW  
PROFILERÜBERSICHT

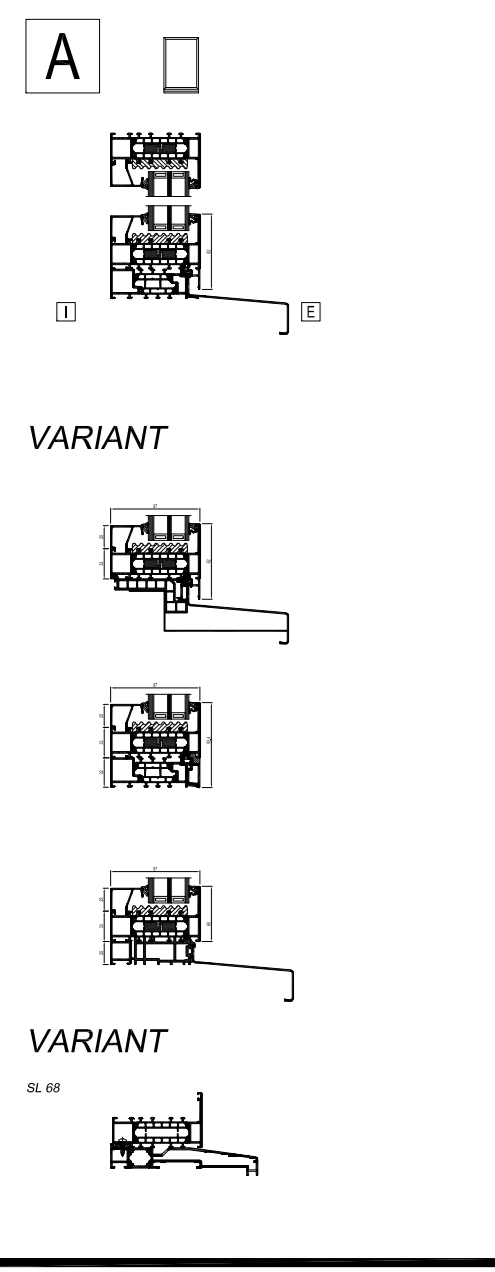


BOUWAANSLUITINGEN  
RACCORDEMENTS AU BATIMENT  
BUILDING CONNECTIONS  
BAUANSCHLUESSE



... .dwg

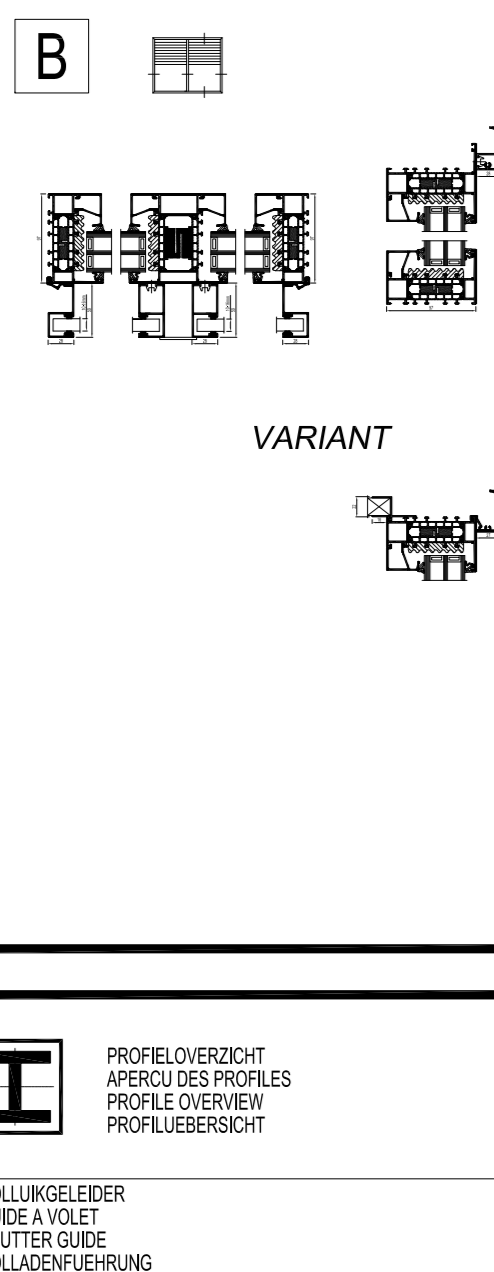
**A**



VARIANT

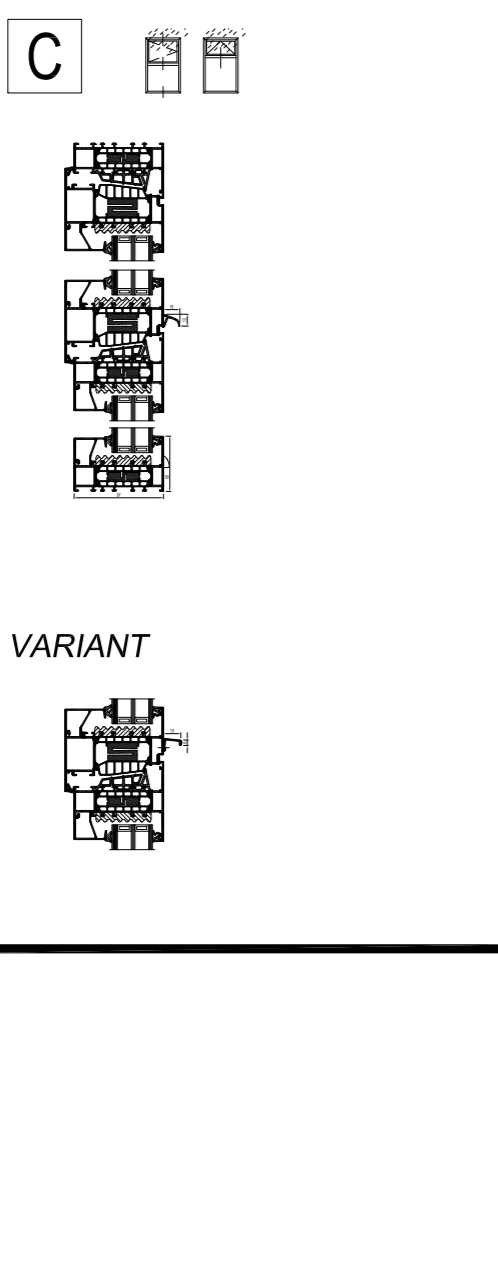
VARIANT

**B**



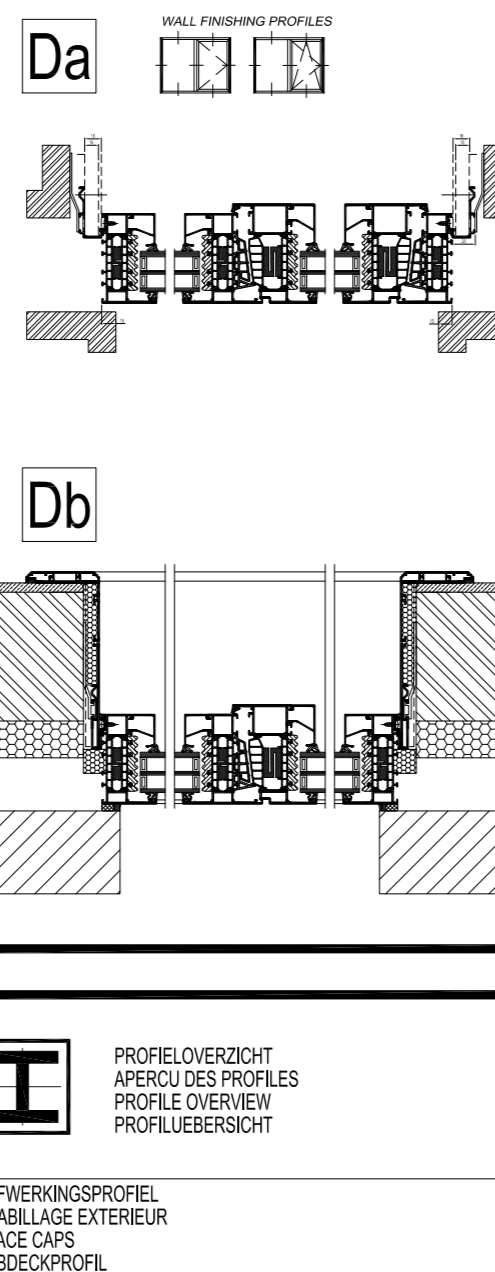
VARIANT

**C**

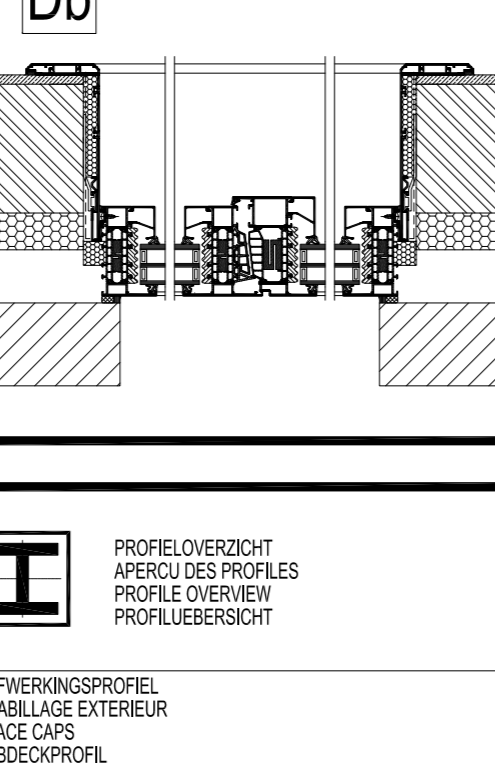


VARIANT

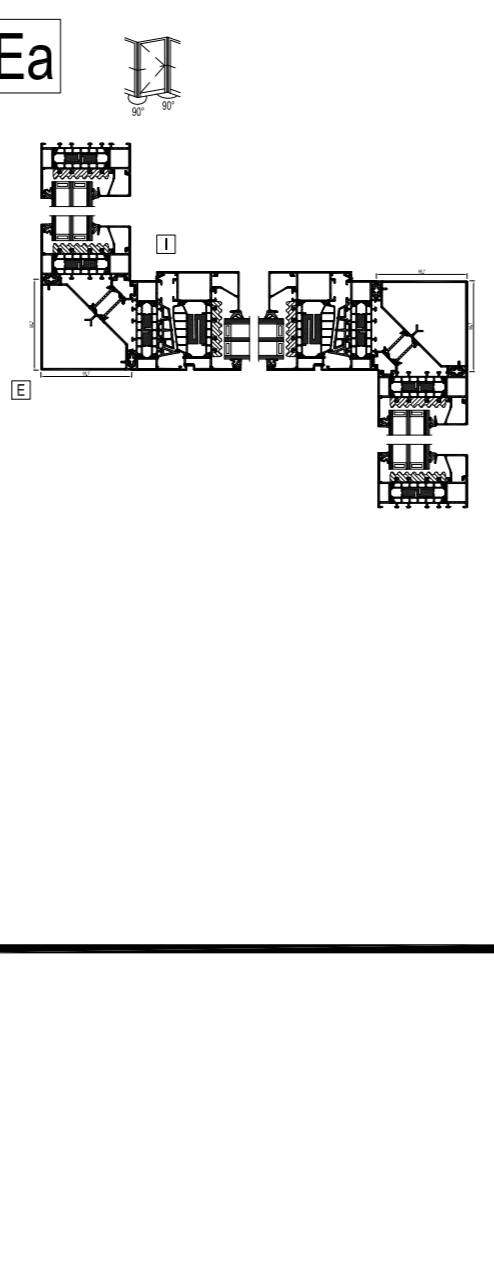
**Da**



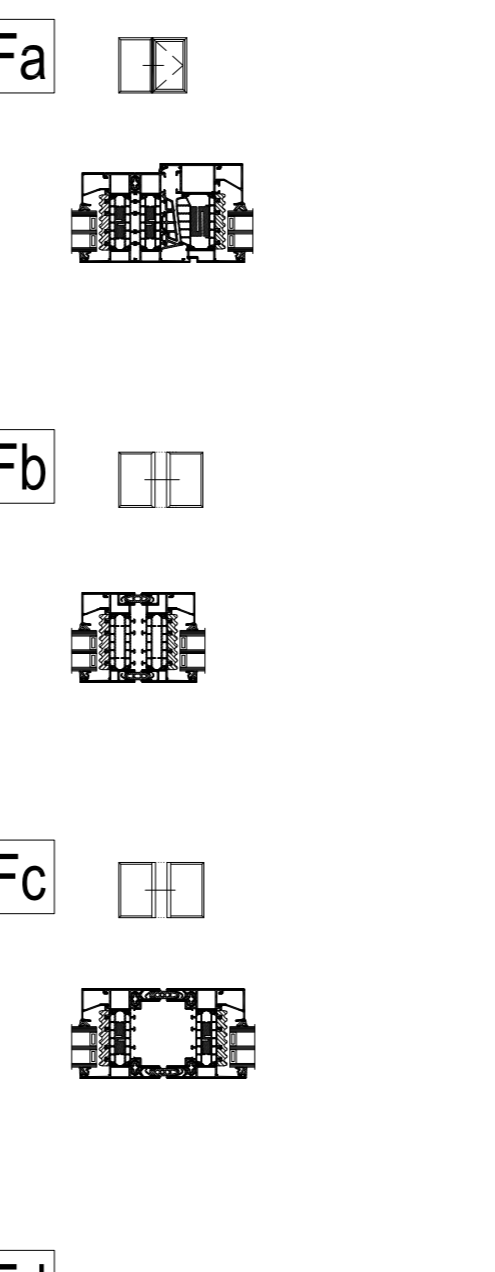
**Db**



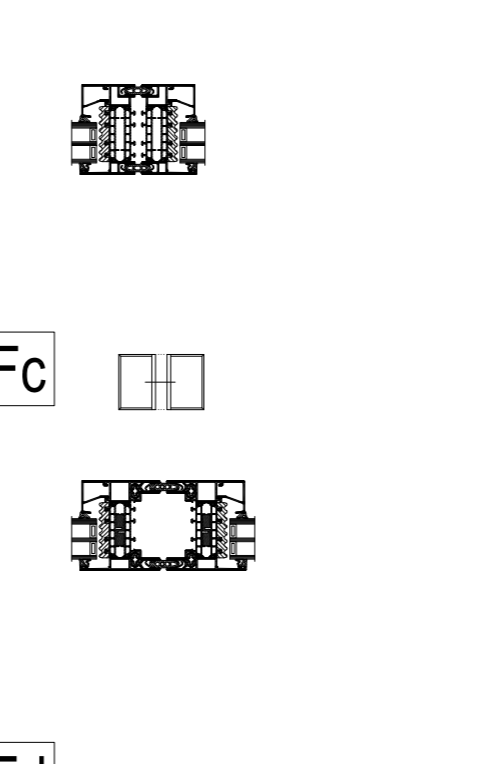
**Ea**



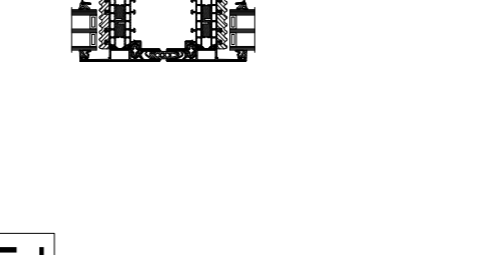
**Fa**




**Fb**



**Fc**




**Fd**



HIDDEN VENT

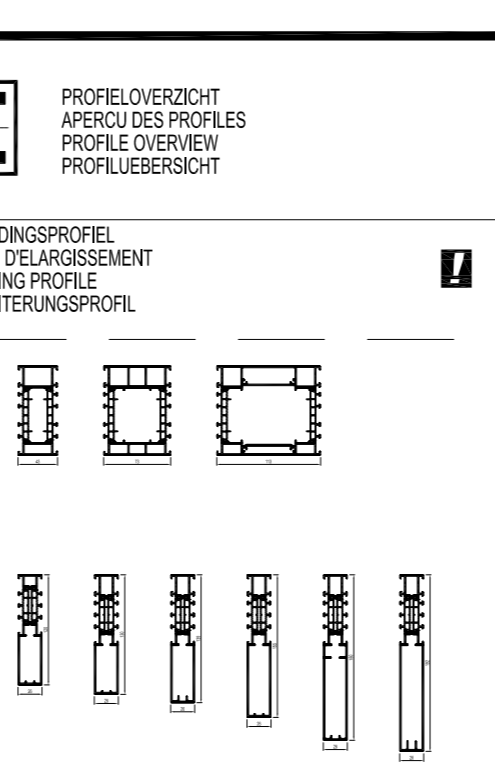
**G**



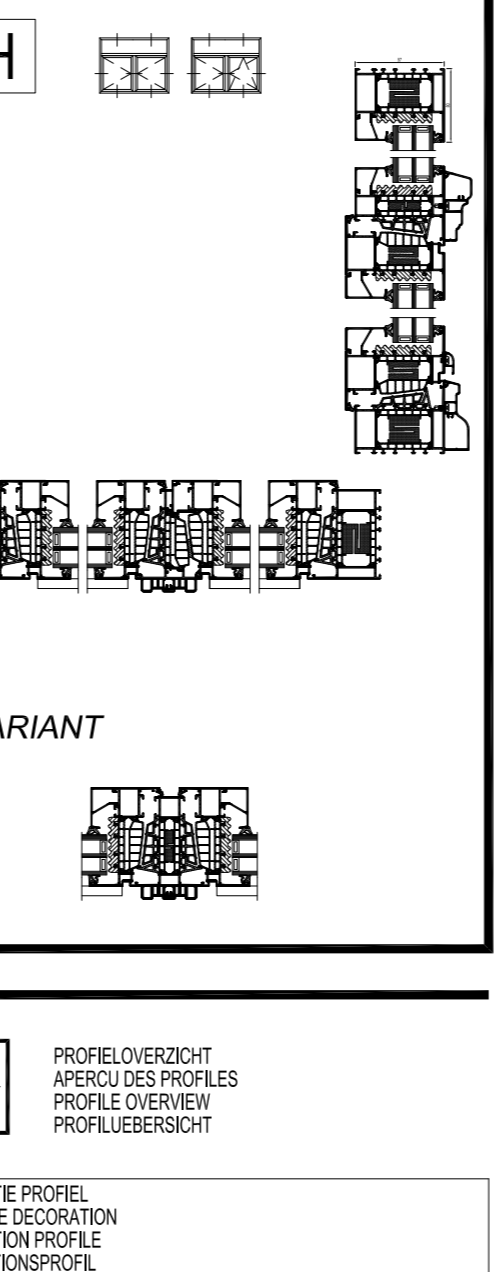
**I**

PROFIELOVERZICHT  
APERÇU DES PROFILES  
PROFILE OVERVIEW  
PROFILERÜBERSICHT

VERBREDINGSPROFIEL  
PROFIE D'ELARGISSEMENT  
ENLARGING PROFILE  
VERBREITERUNGSPROFIL



**H**

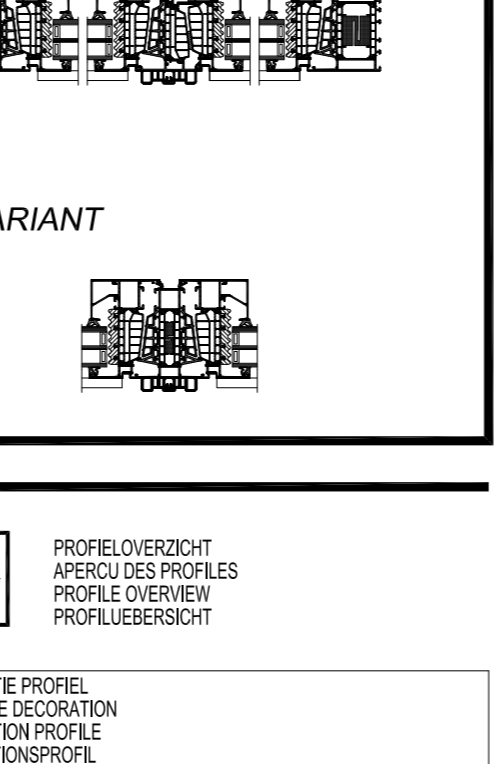


VARIANT


**I**

PROFIELOVERZICHT  
APERÇU DES PROFILES  
PROFILE OVERVIEW  
PROFILERÜBERSICHT

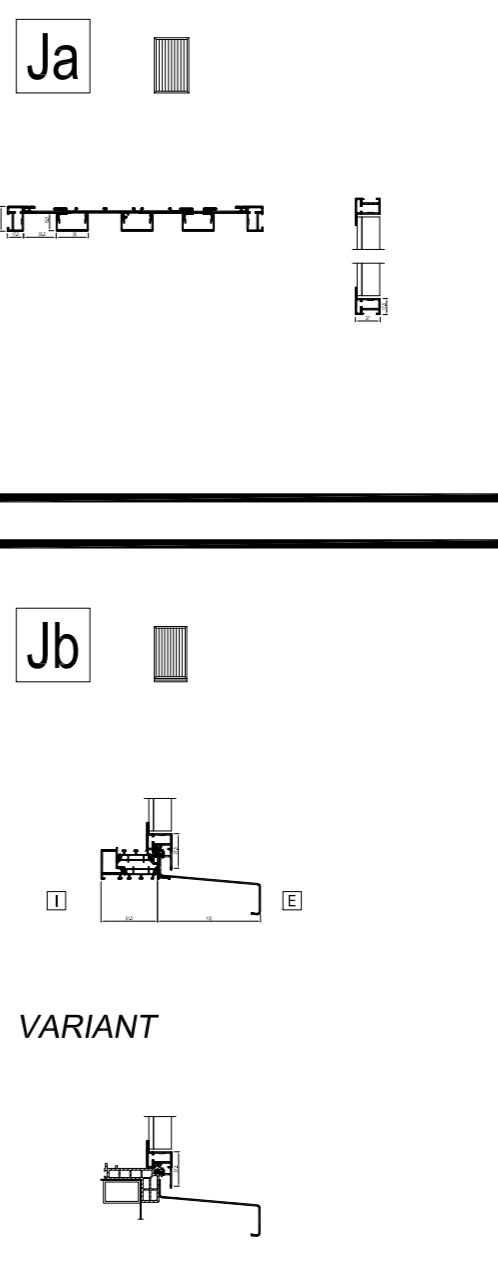
DECORATIEF PROFIEL  
PROFIL DE DÉCORATION  
DECORATIONSPROFIL



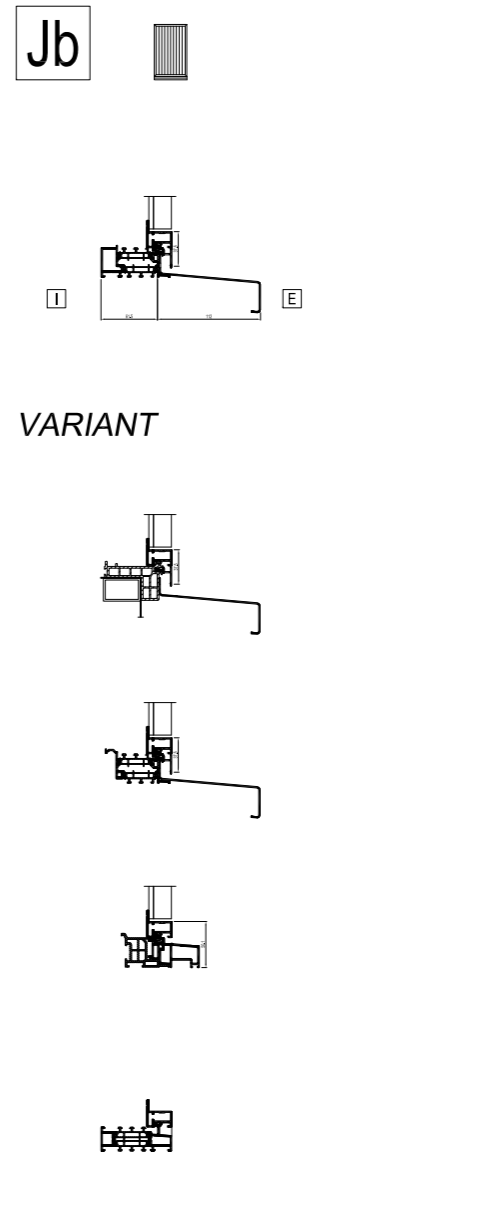
**I**



**Ja**

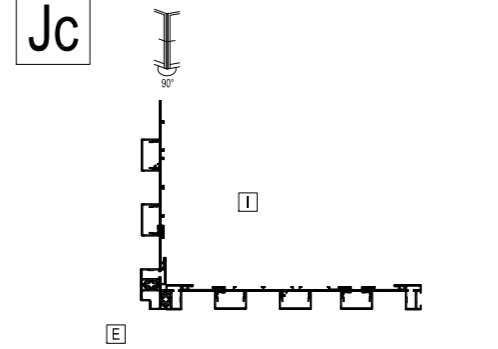


**Jb**

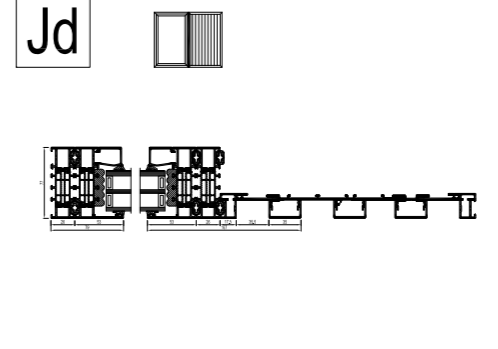


VARIANT

**Jc**



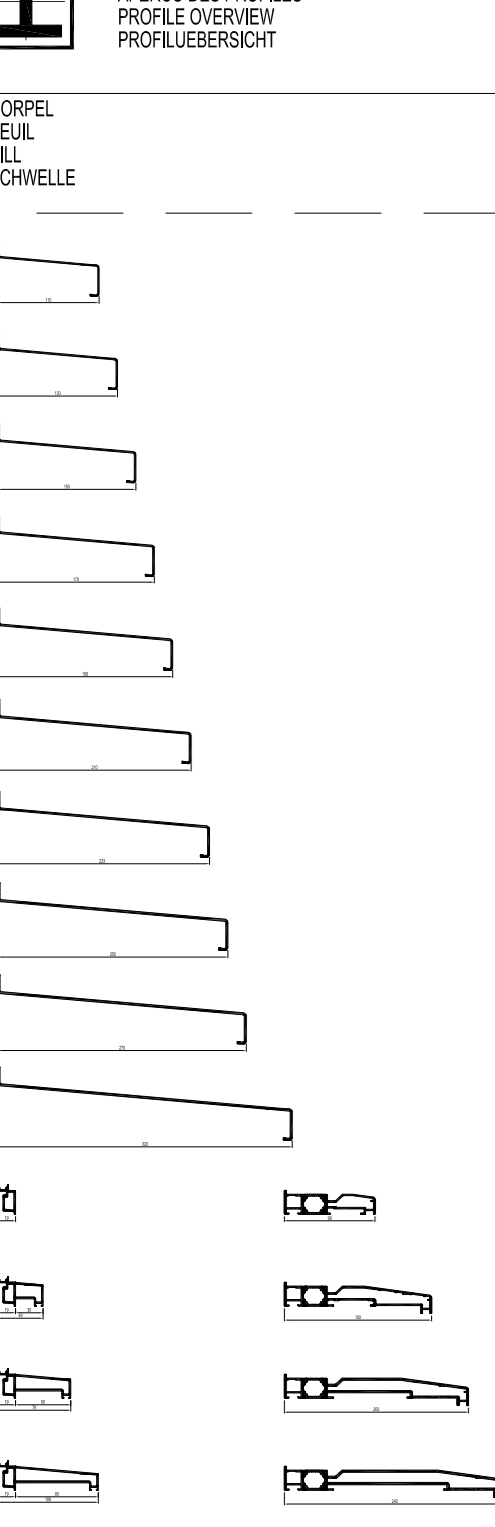
**Jd**



**I**

PROFIELOVERZICHT  
APERÇU DES PROFILES  
PROFILE OVERVIEW  
PROFILERÜBERSICHT

SOFFEL  
SEIL  
SCHWELLE



**I**

PROFIELOVERZICHT  
APERÇU DES PROFILES  
PROFILE OVERVIEW  
PROFILERÜBERSICHT

ROLLUIGELEIDER  
GUIDE À VOLET  
SHUTTER GUIDE  
ROLLADENFUHRUNG



**I**

PROFIELOVERZICHT  
APERÇU DES PROFILES  
PROFILE OVERVIEW  
PROFILERÜBERSICHT

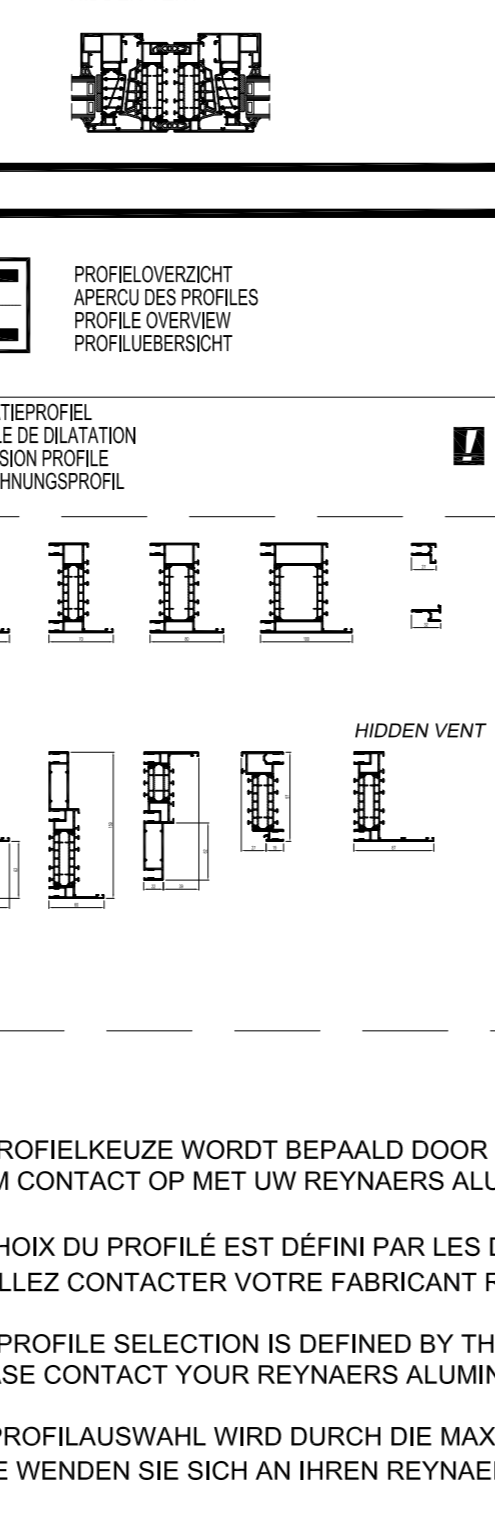
AFWERKINGSPROFIEL  
HABILLAGE EXTERIEUR  
FACE CAP  
ARBEIDSPROFIL



**I**

PROFIELOVERZICHT  
APERÇU DES PROFILES  
PROFILE OVERVIEW  
PROFILERÜBERSICHT

QUALITEITPROFIEL  
PROFIELE D'QUALITE  
EXPANSIONSPROFIL  
AUSDEHNUNGSPROFIL



HIDDEN VENT

DE PROFIELKEUZE WORDT BEPAALD DOOR DE MAXIMALE AFMETINGEN EN HET MAXIMALE GEWICHT VAN HET ELEMENT.  
NEEM CONTACT OP MET UW REYNAERS ALUMINIUM FABRIKANT OM DE JUISTE PROFIELKEUZE TE BEVESTIGEN.

LE CHOIX DU PROFIL EST DÉFINI PAR LES DIMENSIONS MAXIMALES ET LE POIDS MAXIMUM DE L'ÉLÉMENT.  
VEUILLEZ CONTACTER VOTRE FABRICANT REYNAERS ALUMINIUM POUR CONFIRMER LE BON CHOIX DE PROFIL.

THE PROFILE SELECTION IS DEFINED BY THE MAXIMUM DIMENSIONS AND WEIGHT OF THE ELEMENT.  
PLEASE CONTACT YOUR REYNAERS ALUMINIUM FABRICATOR TO CONFIRM THE RIGHT PROFILE SELECTION.

DIE PROFILAUSSWAHL WIRD DURCH DIE MAXIMALEN ABMESSUNGEN UND DAS GEWICHT DES ELEMENTS DEFINIERT.  
BITTE WENDEN SIE SICH AN IHREN REYNAERS ALUMINIUM HERSTELLER UM DEN RICHTIGEN PROFILAUSSWAHL ZU BESTÄTIGEN.